





Name _____

Date _____

Mother May I?

You've been assigned to be the library monitor for your school. A bunch of students are wandering the halls. As they come to the door of the library, you need to give them some direction. There are lots of reasons to use a library. Cut out each reason at the bottom of the page. If it is a good reason to enter the library, glue it under the library monitor. If it is not, glue it under the traffic stopper.

Before you begin, write one reason of your own for using the library.



1. I want to learn how to care for plants.

2. I want to run around and scream.

3. I want to practice my basketball moves.

4. I want to draw on books and rip pages.

5. I want to find a book to take home.

6. I want to learn about Chicago, Illinois.



Name _____ Date _____

Using a Table of Contents

Many books are divided into sections or chapters. The sections are listed in the table of contents. The table of contents shows you the names of the sections and the page numbers where they begin. You can look here to find just what you need.

- **The table of contents below is from a book on weather. Use it to answer the questions.**




Table of Contents

Weather Begins with the Sun	4
Measuring Wind	10
Tornadoes and Hurricanes	18
Water, Water Everywhere	25
Rain, Snow, and Sleet	32
Clouds	41
Predicting Weather	50



1. On what page does a chapter on wind begin? _____
2. How many chapters are in this book? _____
3. Which chapter begins on page 18? _____
4. If you wanted to learn how to predict weather, what page would you turn to? _____
5. How many pages are in Water, Water Everywhere? _____
6. Which chapter begins on page 4? _____
7. Which chapter would you read if you wanted to learn about types of clouds? _____
8. About how many pages are in this book? _____




Name _____

Date _____

What's in a Title?

Gloria the Goldfish loves to read books. One day she went to the Aquarius Library and found a book titled *How to Avoid Cats*. She found the title page and read the information.



► **Help Gloria answer the questions below about the book.**

1. Who is the author? _____

2. What is the title? _____

3. Who is the illustrator? _____

4. Who is the publisher? _____

5. Where was the book published? _____

6. Is this book fiction or nonfiction? _____



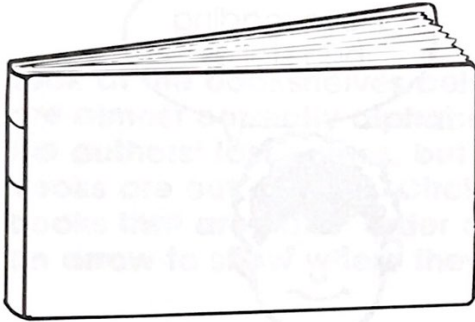
Name _____

Date _____


Name That Book

► Read each book description below. Make up a title for each one. Then draw a cover to go with it.


1. This book is for people who want to learn about cheetahs. It includes information about their coats, their diets, and their habitats.




2. This book explains how houses are built. A construction worker shows the steps it takes to build a home.



3. This book tells the story of a boy who grows up on a farm. Then one day his family moves and he has to get used to living in a big city.



4. This book describes the life of a circus clown. It is written by a circus clown and includes real pictures of his life on the road.





Name _____

Date _____

Choose Your Books Wisely

The library has a lot of books to choose from. Whether you need a book for a report, are learning about a hobby, or want to read for fun, the library will always have a book that is right for you. Look at the following things when deciding if a book is right for you: the title, realistic vs. imaginary art, the length of the book, the amount of words you do and do not know.

► **Look at the books below. Match each book with the person who is looking for it. Write the letter of each book on the line.**



1. I like to read mysteries
about UFOs. _____



2. I want to learn how to
build a kite. _____



3. I like to read about prehistoric
times. _____



4. I want to learn about unexplained
flying objects. _____




5. I need to read about wind
and erosion. _____



6. I like books about dinosaurs that
live with people. _____


a.



b.




c.



d.



e.



f.

